



Pavers



Contents

Masterpave Classic	3
Vistapave Granite	4
Vistapave Stonewash	5
Vistapave Geo	7
Promenade Classic	8
Promenade Honed	9
Grandpave Granite	10
Grandpave Stonewash	11
Flagstone Original	12
Flagstone Granite	13
Flagstone Stonewash	14
Flagstone Geo	15
Boulevard Classic	17
Ashlar Classic	18
Pavestone Original	19
Bullnose Pavers	20
Paving Accessories	22
Supply & Install Paving Service	24
Important Information	25

Application guide



Pathways, Stepping Stones

Suitable for all pedestrian applications in all laying patterns.



Patios, Alfresco Areas

Suitable for all patio applications in all laying patterns.



Driveways – Residential

Suitable for pedestrians, domestic driveways and light traffic access.



Driveways – Light Commercial

Suitable for pedestrian and commercial vehicles in residential applications when layed on a suitable base.

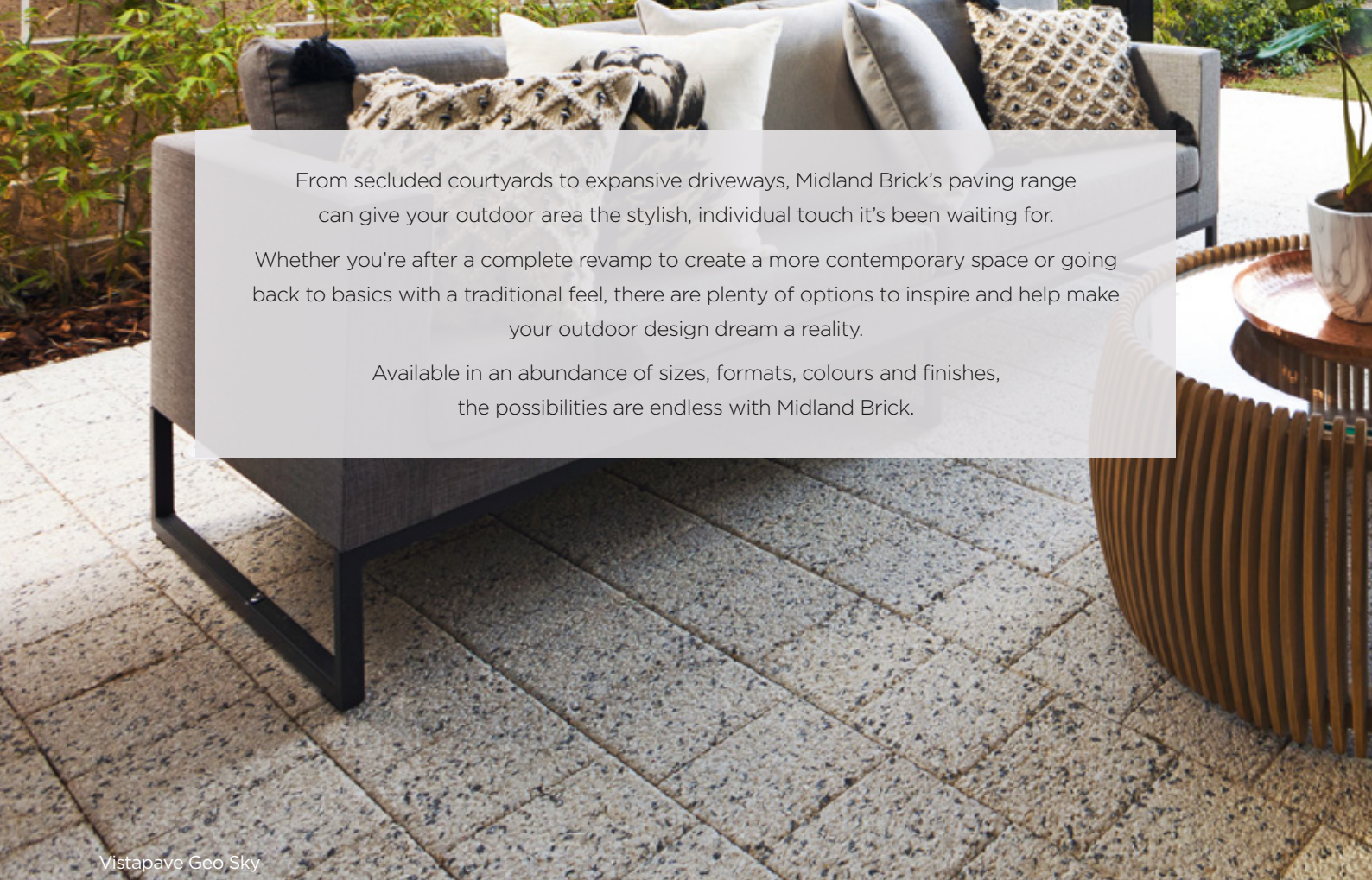


Steps & Pool Surrounds

Suitable for steps and pool surrounds.

Please note

- Prices include GST unless indicated.
- All prices and information listed are subject to revision without notice. Please re-confirm at time of order.
- Prices ex-Middle Swan & South Guildford Brickworks.
- All products picked up from our Joondalup yard will include the additional cost of cartage from the Brickworks to the yard.
- Delivery charges are not included.
- There is a handling service fee for all products that are delivered or picked up loose or in part packs.
- A \$100 (inc. GST) restocking fee plus transport applies to any stock returned to yards. Stock must be in packs or on pallets as purchased.
- Product is supplied in packs or on pallets.
- Additional charges may apply for part packs or part pallets.
- Products delivered on pallets will incur an additional fee of \$40 per pallet and is fully refundable on return within 3 months of purchase date. Pallets can be arranged to be collected for a \$15 per pallet charge.
- Some products shown have been sealed. Midland Brick recommend applying sealer to maintain your pavers appearance and for added protection.



From secluded courtyards to expansive driveways, Midland Brick's paving range can give your outdoor area the stylish, individual touch it's been waiting for.

Whether you're after a complete revamp to create a more contemporary space or going back to basics with a traditional feel, there are plenty of options to inspire and help make your outdoor design dream a reality.

Available in an abundance of sizes, formats, colours and finishes, the possibilities are endless with Midland Brick.

Vistapave Geo Sky

How to measure your paving area

Step one is knowing the exact dimensions of the area you want to pave. Using a tape measure and string measure out your area. We recommend doing this multiple times to ensure you have an accurate measurement. Once you have measured your area, you can start to draw up your plan.

The quantity of the materials needed for the paving job depends upon the total area to be paved. This can be determined from measurements taken off the plan or if the area to be paved has been pegged out on site. The area is simply calculated by measuring the width and length of the area to be paved.

length (m) x width (m) = area (m²)

FOR RECTANGULAR AREAS

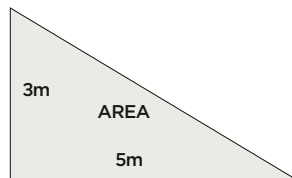
base (m) x height (m)
= AREA (m²)



eg. 3m x 5m = 15m²

FOR TRIANGULAR AREAS

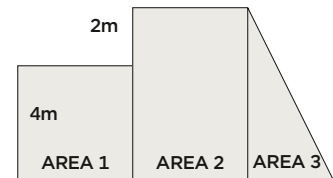
0.5 x base (m) x height (m)
= AREA (m²)



eg. 0.5 x 3m x 5m = 7.5m²

FOR ODD-SHAPED AREAS

Area 1 m² + Area 2 m² + Area 3 m²
= TOTAL AREA (m²)



3m	3m	2m
Area 1	4m x 3m =	12m ²
Area 2	6m x 3m =	18m ²
Area 3	0.5 x 6m x 2m =	6m ²
Total Area		= 36m²

Midland Brick recommend calculating the square metre area to be covered and adding 5% to allow for cuts and wastage.

To calculate this:

Area to be paved (m²) x 1.05 (allows for 5% cutting) = total m² of pavers required

Based on your estimate, Midland Brick will advise the number of packs or pallets required.



Steel Grey

Masterpave Classic

200x200mm



Limestone



Golden Sand



Heritage Red
**only available in 200x200x60mm*



Pewter

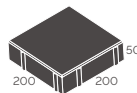


Charcoal

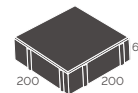


Steel Grey










Masterpave Classic



\$24⁹⁹
sqm



\$29⁹⁹
sqm

				Price per 1000	Price per Pack	Pavers per Pack	Sqm per Pack	Pavers per Sqm
	200x200x50mm	  		\$999.68	\$269.89	270	10.8	25
	200x200x60mm	   		\$1199.61	\$275.91	230	9.2	25

Vistapave Granite

190x190mm



Arctic



Sea Mist



Tundra




Storm Cloud








Sea Mist

Vistapave Granite



\$34⁹⁹
sqm

	Price per 1000	Price per Pack	Pavers per Pack	Sqm per Pack	Pavers per Sqm
 190x190x60mm    	\$1295.97	\$295.47	228	8.4	27

Please note: all pavers shown on this page have been sealed.

Vistapave Stonewash

190x190mm



Charcoal



Grey




Silver



Stonewash Silver

Vistapave Stonewash



\$36⁹⁹
sqm

	Price per 1000	Price per Pack	Pavers per Pack	Sqm per Pack	Pavers per Sqm
 190x190x60mm 	\$1370.12	\$312.36	228	8.4	27

Please note: all pavers shown on this page have been sealed.



Vistapave Geo

190x190mm



Ink



Kao



Sky



Dew



Kao

Vistapave Geo



\$39⁹⁹
sqm

	Price per 1000	Price per Pack	Pavers per Pack	Sqm per Pack	Pavers per Sqm
 190x190x60mm   	\$1481.11	\$337.69	228	8.4	27

 Midland Brick recommend only using Enhance Penetrating Sealer for Geo Collection.

Please note: all pavers shown on this page have been sealed.

Promenade Classic

300x300mm



Limestone




Golden Sand



Autumn Blend



Pewter



Steel Grey

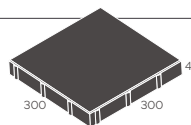


Charcoal

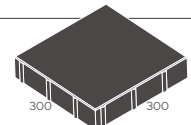


Charcoal










Promenade Classic



\$29⁹⁹
sqm



\$39⁹⁹
sqm

				Price per 1000	Price per Pallet	Pavers per Pallet	Sqm per Pallet	Pavers per Sqm
	300x300x40mm	 		\$2701.80	\$605.20	224	20.18	11.1
	300x300x60mm	    		\$3602.70	\$576.43	160	14.41	11.1

Promenade Honed

300x300mm



Blanc



Grigio

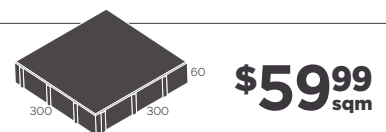








Noire



Noire

Promenade Honed



	Price per 1000	Price per Pallet	Pavers per Pallet	Sqm per Pallet	Pavers per Sqm
 300x300x60mm     	\$5404.51	\$864.72	160	14.41	11.1

Grandpave Granite

330x330mm



Arctic



Sea Mist



Tundra

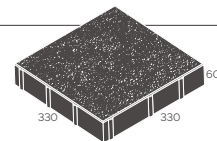


Storm Cloud








Tundra

Grandpave Granite



\$44⁹⁹
sqm

	Price per 1000	Price per Pallet	Pavers per Pallet	Sqm per Pallet	Pavers per Sqm
 330x330x60mm    	\$4998.88	\$539.88	108	12	9

Please note: all pavers shown on this page have been sealed.

Grandpave Stonewash

330x330mm



Charcoal



Grey

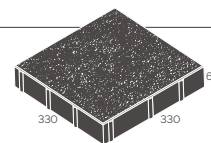


Silver



Grey

Grandpave Stonewash



\$46⁹⁹
sqm

	Price per 1000	Price per Pallet	Pavers per Pallet	Sqm per Pallet	Pavers per Sqm
 330x330x60mm    	\$5221.11	\$563.88	108	12	9

Please note: all pavers shown on this page have been sealed.

Flagstone Original

330x165mm



Charcoal



Grey

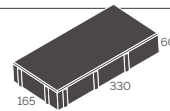


Silver





Silver

Flagstone Original



\$37⁹⁹
sqm

	Price per 1000	Price per Pack	Pavers per Pack	Sqm per Pack	Pavers per Sqm
 330x165x60mm    	\$2110.77	\$284.95	135	7.5	18

Please note: all pavers shown on this page have been sealed.

Flagstone Granite

330x165mm




Arctic



Tundra



Sea Mist

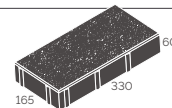


Storm Cloud








Arctic

Flagstone Granite



\$42⁹⁹
sqm

	Price per 1000	Price per Pack	Pavers per Pack	Sqm per Pack	Pavers per Sqm
 330x165x60mm    	\$2388.22	\$322.43	135	7.5	18

Please note: all pavers shown on this page have been sealed.

Flagstone Stonewash

330x165mm



Charcoal



Grey

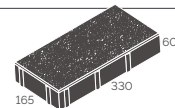


Silver








Silver

Flagstone Stonewash



\$44⁹⁹
sqm

	Price per 1000	Price per Pack	Pavers per Pack	Sqm per Pack	Pavers per Sqm
 330x165x60mm    	\$2499.44	\$337.43	135	7.5	18

Please note: all pavers shown on this page have been sealed.

Flagstone Geo


330x165mm



Ink



Kao



Sky



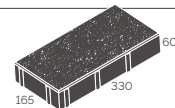
Dew








Kao

Please note: all pavers shown on this page have been sealed.

Flagstone Geo



\$44⁹⁹
sqm

	Price per 1000	Price per Pack	Pavers per Pack	Sqm per Pack	Pavers per Sqm
 330x165x60mm    	\$2499.44	\$337.43	135	7.5	18

 Midland Brick recommend only using Enhance Penetrating Sealer for Geo Collection.

Please note: all pavers shown on this page have been sealed.



Charcoal

Boulevard Classic

400x200mm



Pewter



Charcoal

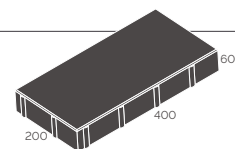


Steel Grey








Pewter

Boulevard Classic



\$39⁹⁹
sqm

	Price per 1000	Price per Pallet	Pavers per Pallet	Sqm per Pallet	Pavers per Sqm
 400x200x60mm    	\$3199.20	\$575.86	180	14.4	12.5

Ashlar Classic


1000x1100mm



Limestone



Golden Sand



Charcoal

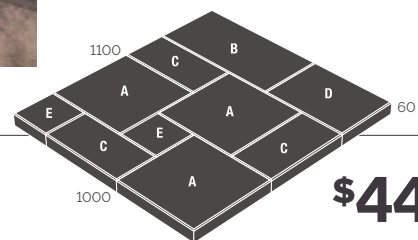


Steel Grey




Steel Grey

Full layer - 1000x1100mm = **1.1m²**/layer
 Individual Paver Sizes:
 A - 400x400x60mm
 B - 300x600x60mm
 C - 200x400x60mm
 D - 300x400x60mm
 E - 200x200x60mm



Ashlar Classic

		Price per Pallet	Layers per Pallet	Sqm per Pallet	Layer
	Full Layer 1000x1100x60mm	\$494.89	10	11	1.1 sqm

Pavestone Original

230x114mm



Limestone



Silver



Cappuccino




Heritage Red




Autumn Blend



Antique Blend

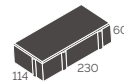


Pewter






Charcoal

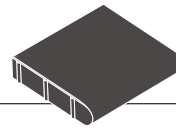
Pavestone Original



\$27⁹⁹
sqm

	Price per 1000	Price per Pack	Pavers per Pack	Sqm per Pack	Pavers per Sqm
 230x114x60mm    	\$734.78	\$242.39	330	8.66	38.1

Bullnose Pavers




Bullnose



Pencil Round

			RRP per Pallet	RRP per LM	Pavers per Pallet	LM per Pallet	Paver per LM	Length per unit mm
Masterpave 200x200mm								
Classic 50	Charcoal	50mm Bullnose	\$1,967.33	\$36.44	270	54	5.00	200
	Golden Sand							
	Limestone	50mm Pencil Round	\$1,764.78	\$32.69	270	54	5.00	200
	Pewter							
	Steel Grey							
Classic 60	Charcoal	60mm Bullnose	\$1,859.05	\$40.42	230	46	5.00	200
	Golden Sand							
	Heritage Red	60mm Pencil Round	\$2,031.59	\$44.17	230	46	5.00	200
	Limestone							
	Pewter							
	Steel Grey							
Boulevard 400x200x60mm								
Classic	Charcoal Pewter Steel Grey	Long Side Bullnose	\$3,427.09	\$47.60	180	72	2.50	400
		Long Side Pencil Round	\$3,730.52	\$51.82	180	72	2.50	400
		Short Side Bullnose	\$1,844.87	\$51.25	180	36	5.00	200
		Short Side Pencil Round	\$2,112.76	\$58.69	180	36	5.00	200
Promenade 300x300mm								
Classic	Autumn Blend Charcoal Golden Sand Heritage Red Limestone Pewter Steel Grey	40mm Bullnose	\$1,732.20	\$25.78	224	67.2	3.33	300
		40mm Pencil Round	\$2,061.14	\$30.68	224	67.2	3.33	300
		60mm Bullnose	\$1,681.21	\$35.03	160	48	3.33	300
		60mm Pencil Round	\$1,944.80	\$40.52	160	48	3.33	300
Honed	Blanc Grigio Noire	60mm Bullnose	\$2,161.91	\$45.04	160	48	3.33	300
		60mm Pencil Round	\$2,161.81	\$45.04	160	48	3.33	300



Paving Accessories

To protect the life of your finished project and to allow easy cleaning, Midland Brick recommends that your paving be sealed – in particular, paving in coastal areas or harsh environments. The application of a sealer will protect your investment and maintain the paver’s appearance.

	Features and Benefits	Areas of Use	Price
Enhance Gloss 15l <i>Clear gloss finish, high wet look colour enhancement</i>	<ul style="list-style-type: none"> Gloss finish. Deep natural colour enhancement. Tough and durable coating. Excellent adhesion. High stain resistance. Provides a clear, non-yellowing film. Resists oils, grease and general dirt pick up. Suppresses efflorescence. Easy re-coat, repair and maintenance. 	Driveways, Car Parks, Garages, Paths and Walkways, Shopping Malls, Pedestrian Areas, Alfresco Areas, Bus Stations, Schools. Suitable for both interior and exterior use.	\$217.99
Enhance Satin 15l <i>Clear satin finish, high wet look colour enhancement</i>	<ul style="list-style-type: none"> Satin “wet look” finish. Deep natural colour enhancement. Tough and durable coating. Excellent adhesion. High stain resistance. Provides a clear, non-yellowing film. Resists oils, grease and general dirt pick up. Suppresses efflorescence. Easy re-coat, repair and maintenance. 	Driveways, Car Parks, Garages, Paths and Walkways, Shopping Malls, Pedestrian Areas, Alfresco Areas, Bus Stations, Schools. Suitable for both interior and exterior use.	\$217.99
Enhance Penetrating 15l <i>Natural invisible finish, no colour enhancement</i>	<ul style="list-style-type: none"> Natural finish. Penetrating treatment. Allows area treated to “breathe”. “Invisible” protection. Does not increase slipperiness of surface. Enhances life of pavers and serviceability. Suppresses efflorescence. Reduces spalling by minimising water penetration. 	Driveways, Car Parks, Garages, Paths and Walkways, Shopping Malls, Pedestrian Areas, Alfresco Areas, Bus Stations, Schools, Pool Surrounds. Suitable for both interior and exterior use.	\$217.99
Enhance Water Based 15l <i>Clear satin to gloss finish, low to medium wet look colour enhancement</i>	<ul style="list-style-type: none"> Satin to gloss finish. Excellent adhesion. UV stable. Non-yellowing. Highly water repellent Hard wearing, water borne coating. Resists stains and damage to substrate. Resists algal and other growth. Not suitable for vehicular traffic. 	Paths and Walkways, Shopping Malls, Pedestrian Areas, Alfresco Areas, Schools. Suitable for both interior and exterior use.	\$180.00
Silane Treatment Si 15l <i>Slight colour enhancement on concrete, clear natural finish</i>	<ul style="list-style-type: none"> Natural finish (slight colour enhancement to some surfaces). Reduces ingress of water and minimises efflorescence through its reaction with soluble salts and its water repellence. Excellent fungal and algal resistance. Long term U.V. resistance. Allows substrates to breathe. 	Driveways, Car Parks, Garages, Paths and Walkways, Shopping Malls, Pedestrian Areas, Alfresco Areas, Bus Stations, Schools, Pool Surrounds. Suitable for both interior and exterior use.	\$217.99
Stain Repel 15l <i>Low colour enhancement, low sheen finish</i>	<ul style="list-style-type: none"> Low sheen finish. Superior stain resistance. Excellent adhesion. Breathable. High coverage rate. UV stable. Provides a clear, non-yellowing 100% acrylic film. Resists oils, grease and general dirt pick up. Maintains an almost natural appearance. Tough and durable 100% acrylic coating. 	Paths and Walkways, Shopping Malls, Pedestrian Areas, Alfresco Areas, Schools. Suitable for both interior and exterior use.	\$357.99
Solvent 15l	<ul style="list-style-type: none"> Used as a diluent for solvent based acrylic resin systems. May be used as clean up for all Solvent Based products. 	Thinning of solvent film forming sealers.	\$137.00
Heavy Duty Cleaner 15l	<ul style="list-style-type: none"> Removes oil, grease and other stains prior to sealing. Fast acting and deep penetrating cleaner. Safe and easy to use. Rinsable with water. Assists removal of excess cured sealer coatings. 	Dirty, greasy and grimey surfaces, Sealer removal, Sealer stripping, Interior, Exterior, Floors, Walls	\$126.99
Efflorescence Remover 4l	<ul style="list-style-type: none"> Effective treatment of efflorescence. Fast acting. Easy to use. Prepares substrates for sealing 	Efflorescence on walls and floors	\$33.00

How to seal and protect your pavers

TIP

Apply to a dry surface. To test for moisture, tape down a clear plastic sheet over a small section of the surface to be treated in direct sunlight and leave for 2 hours. If moisture appears on the underside of the sheet the area is too damp.

COVERAGE

1 litre of each of sealers will cover approximately 3-5m² depending on the porosity of the paved area.

EQUIPMENT

These products are easily applied by brush, roller or spray.

NUMBER OF COATS

2 coats are required to give a good stain and water repellent seal to paved surfaces.

DRYING TIME

Allow 2-4 hours between coats.
Allow 6-8 hours before light foot traffic.

CLEAN UP

Please refer to the specific product label for the most effective method of clean up.

For detailed instructions on suitability, surface preparation and application steps, please refer to the product label.

Supply & Install Paving Service

The complete paving package – supplied and professional installed with a 12 month guarantee on all workmanship and Midland Brick products.

Our unique Supply and Install Paving Service can take care of all of the following in the one fixed price, so you can just sit back relax and let our professional team handle the entire project.

Expert design and planning advice

Receive all the help you need in selecting the best paving colours, sizes and cutting patterns, and in understanding the laying process and all the creative possibilities.

More cost certainty

With a fixed, up-front quotation valid for 30 days.

Guaranteed quality of product and service.

All products are installed in first-class, brand-new condition and the workmanship and products are guaranteed for one year, backed by Western Australia's leading building products manufacturer.

We take care of everything.

Complete approvals compliance. All work is carried out to meet, if not exceed, the minimum specification standards set by the relevant Shire. All work is professionally managed by one of our experienced Installation Supervisors.

More paving choice.

Select from the State's biggest range of precision-engineered Midland Brick paving products in a variety of colours, shapes, textures and sizes. There's no easier, more reliable and more cost-effective way to get high-quality paving, professionally laid.

**For more information visit
midlandbrick.com.au
or call 13 15 40.**

Supply & Install Service
is only available on
orders with a value of
\$1000 or more.



Important Information

All prices shown will be charged at the ruling rate on date of delivery. Delivery charges are not included.

Safety Information. We have safety information sheets available providing details on brick cutting, cleaning, safe storage and movement of bricks and pavers.

Ordering Product. When ordering product, we recommend they are all delivered at the same time to ensure colour consistency, as colours will vary within and between batches.

Product Inspection. We strongly recommend at all times there be careful inspections and supervision of all pavers delivered to ensure satisfactory results prior to and during installation. Any complaints regarding product should be directed to the place of purchase PRIOR to laying.

Sizing. Product supplied is within the dimensional tolerances specified in Australia/New Zealand Standard AS/NZS 4455. For further information please contact Midland Brick. Sizes and number per square metre are nominal only and subject to variance due to installation technique, product colour and size variation through manufacturing processes.

Colour Blending. For the best colour blending results, blend your pavers from various packs as you lay.

Paver Face. Some pavers have subtle variation in colour and texture where either face can be used. The choice is yours.

Colour Variation. Products on display are examples. Variation will occur naturally within a production run and with each production run of products.

Bullnose Pavers. Due to the machining process all requirements for each project must be ordered at once to ensure colour, texture and profile consistency.

Chipping and Breakage. Some minor chipping and breakage can occur during the delivery, offloading and installation of products. It is recommended that this product be used for cuts and infills.

Cutting. When cutting products, please ensure that the product is fully wetted (soaked with water), to reduce the chance of discolouration from cutting slurry entering the product surface. Similarly, ensure all slurry is washed from any cut product before laying. Ensure that no cutting slurry falls on surface of product already laid.

Cleaning. Ensure that no acid based products are used to clean surfaces of masonry products.

Paving Installation. In accordance with accepted engineering principles, Midland Brick recommends allowing 2-3mm joints between clay pavers for clean jointing sand to be swept in between pavers to ensure effective lock up and the use of a base course layer under all segmental pavements subjected to vehicular traffic. Masonry Pavers already contain 2mm nibs on each edge.

Control Joints. Control joints are generally not required when pavers are laid over unbound bedding sand and appropriate gaps are incorporated between adjacent pavers. However, in large areas of flexible paving restrained by walls, kerbing, etc. or long driveways it may be necessary to include control joints. A control joint consists of a 10-15mm gap between the sections of the pavers. Spacing of the control joints will vary depending on the design and should be positioned to coincide with points of weakness, re-entrant corners and centres not exceeding 6 metres. Control joints can be filled using a compressible material such as Abel Flex. Usually expansion of the paving mass occurs due to the change in ambient temperature. Darker coloured pavers tend to move more and the paving will always give way at the weakest point, which is usually the edge restraint.

Crossovers and Driveways. In accordance with accepted engineering principles Midland Brick recommends the use of a sub-base course layer under all clay segmental brick pavements subjected to vehicular traffic as referred to in Midland Brick's Crossover and Driveway document. When paving crossovers you should first contact your local shire to ensure you comply with their specifications.

Bedding Sand. Bedding material should be a well graded clean sand. A well graded concreting or plasterer's sand is considered suitable. Salt attack is a potential problem with some clay and masonry paving and the capillary break provided by the bedding sand is essential. Fatty sands, loams or packing sands are not suitable.

Joint Filling Sand. Should be clean, sharp, well graded and finer than bedding sand with no soluble salts and no excessive fine material. A washed dry white sand is recommended.

Abrasive Objects. Minor edge chipping can occur when steel drum rollers, mowers or edgers pass over paving bricks. When moving the above machinery across pavers, insertion of a rubber strip or carpet between paver and machine will alleviate this chipping.

Tyre Markings. Tyre markings may appear on any type of pavement surface due to tyre compounds, vehicle weight, direction and the action of power steering.

Salt Water Pools. Paving should be protected from salt water with a suitable sealer to a minimum width of 2m from the pool edge. Ask your Midland Brick Sales Advisor for more information about our range of sealers today. Sealers should be renewed periodically as recommended by the sealer manufacturer. When clay or masonry product is subjected to severe salt attack situations, some deterioration may occur over time. For Bullnose pavers we recommend sealing both sides of the paver prior to installation.

Colour Fastness. All concrete pavers will fade over time when exposed to direct sunlight. To maintain and enhance the chosen colour, sealing the pavers is recommended.

Sealing. To protect the life of your finished project and to allow easy cleaning, Midland Brick recommends that your paving be sealed - in particular, paving in coastal areas or harsh environments. The application of a sealer will protect your investment and maintain the paver's appearance. Refer to page 27.

Efflorescence. A white powdery deposit known as efflorescence may sometimes appear on any concrete or masonry product. Efflorescence appears due to the migration of salts via evaporation to the surfaces of the paver. This is a temporary effect as the pavers acclimatise to their new environment.

Country Orders. Bricks and pavers can be double strapped, packed and strapped onto pallets and/or shrink wrapped for country cartage on request. 48 hours notice required. Price on application. Note: Clients are reminded that when picking up product ex works, vehicles must have side gates or mesh. Mesh can be purchased direct from Midland Brick.

Loose Loading. Load restraint laws restrict what and how we load loose product into vehicles. Loose products can only be loaded into vehicles with an enclosed boot or with a cargo barrier in place. A service fee applies for all products loaded loose. Please check with a Sales Advisor for further details.

Trailer Weight Restrictions. Due to weight restrictions your garden trailer may not be suitable. If your trailer is not marked with load specifications, you can only load a maximum of half a pack of pavers/face bricks. Suitable trailers are available for hire from Midland Brick.

For further information please contact a Midland Brick sales advisor on 13 15 40 or head to www.midlandbrick.com.au

Midland Brick

For more information about Midland Brick

 Call us on **13 15 40**

 Visit our website at **midlandbrick.com.au**

 Drop into a Midland Brick Selection Centre or Reseller

Follow us on Social Media

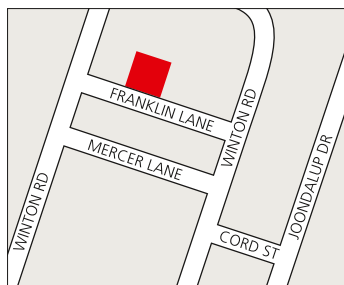


Want the digital version?

Scan the code below.



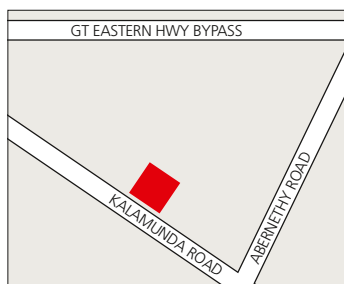
Selection Centres  Selection Centre & Yard  Selection Centre



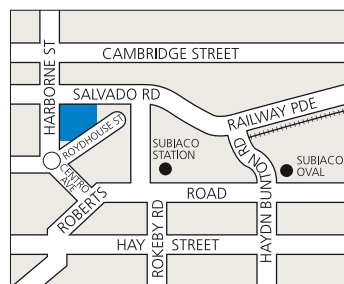
Joondalup
16 Franklin Lane



Middle Swan
321 Great Northern Hwy



South Guildford
1/260 Kalamunda Road



Subiaco
Home Base, 55 Salvado Road

Resellers

For the full list of regional resellers, head to midlandbrick.com.au/locations



Samples and displays should be viewed as a guide only. Colour/shade variations occur from batch to batch. Colours shown in this brochure are indicative only and should not be used for final selection. Whilst every effort is made to supply product consistent with brochures and examples, some colour and texture variation may occur within production runs. Not all colours are available in every region for each product. See your retailer for colours available in your region. Products ordered should be chosen from actual samples current at the time of order and are subject to availability. Photographs in this brochure are only representative of Midland Brick products and the appearance and effect that may be achieved by their use. Customers should ensure all delivered products are acceptable, and any concerns about products are made prior to laying.

© Copyright Midland Brick - all rights reserved 2022

010822



This publication is printed onto paper stock that is manufactured from timber sourced from sustainable resources. Both printer and paper manufacturer are accredited to the highest international environmental standards.