

25mm SURANO wardrobe & barn door range

This shaker style door, using joinery, glued and dowelled multipiece construction will add an element of luxe character, enhanced by the selection of either Woodmatt, Ravine, Matt or Smooth Melamine finishes or the new glass inserts, adding a modern touch to any space.

Available as a completed door, with optional wheel rebates or as frame only, the Surano 25mm sliding wardrobe and barn door range is a made to measure product with a lead time of 15 business days.

- Impact-resistant to everyday knocks and bumps
- Glued and dowelled joints ensuring strength and stability
- Grain direction will always be horizontal through centre rails and vertical for side rails
- Maximum 1250mm wide x 2640mm high



COVER IMAGE: SURANO wardrobe doors in Estella Oak Woodmatt.

Dark coloured surfaces will show fingerprints and require more care and maintenance than lighter coloured surfaces. It is recommended to test a product sample prior to colour selection. **polytec** swatches and samples represent a small area of the overall colour structure. To view the large colour sample, visit www.polytec.com.au.

The colours and details shown in this brochure are to the highest standards in printing. However, they should only be used as an indication of actual product colour. To order your free colour sample visit www.polytec.com.au.

The use of our current samples gives the colour and finish that a customer would expect to receive. Samples are provided for colour and finish selection and **polytec** recommend testing a sample for fingerprint resistance and ease of cleaning. **polytec** does not guarantee exact colour matches across product ranges due to colour variation in each product group.

Visit www.polytec.com.au for specific care and cleaning information.

11.2021

25mm SURANO wardrobe & barn doors



polytec

www.polytec.com.au


p 1300 300 547



polytec

25mm SURANO wardrobe & barn door range



polytec swatches and samples represent a small area of the overall colour structure. To view the large colour sample, visit www.polytec.com.au.



Dark coloured surfaces will show fingerprints and require more care and maintenance than lighter coloured surfaces. It is recommended to test a product sample prior to colour selection.

Available finishes M = Matt R = Ravine Wm = Woodmatt Sm = Smooth

SURANO glass inserts



SURANO wardrobe doors in Estella Oak Woodmatt.