

polytec

ALFRESCO & ALUMINIUM framed doors

polytec

[www.polytec.com.au](http://www.polytec.com.au)

p 1300 300 547

ISSUE: 07



polytec offer an express sample service.  
Visit [www.polytec.com.au](http://www.polytec.com.au) to order your free sample.

PROUDLY  
SUPPORTING



Find your local supporting cabinet maker  
[www.polytec.com.au/mcgrath-foundation](http://www.polytec.com.au/mcgrath-foundation)

Create your look



Doors in **ALFRESCO** 2mm/55mm Black Anodised frame with Empire Oak Woodmatt inserts.

## ALFRESCO & ALUMINIUM

**polytec's** clean-lined Aluminium framed doors fulfil demand for well-resolved cabinetry solutions suited to indoor kitchens and the growing trend of having a fully equipped, covered outdoor kitchen counterpart.

Designed for indoor and undercover Alfresco kitchen applications, Aluminium framed doors are available in five frame profiles. Further customisation is possible for more or less translucent or reflective effect, via an array of glass inserts.

**polytec's** Aluminium framed doors are a decorative lightweight frame, with a variety of modern and sleek designs, also available with 5mm Compact laminate inserts.

Aluminium framed doors are easy to clean and stain resistant, made-to-order and Australian Made with a seven year limited warranty on residential and commercial applications.

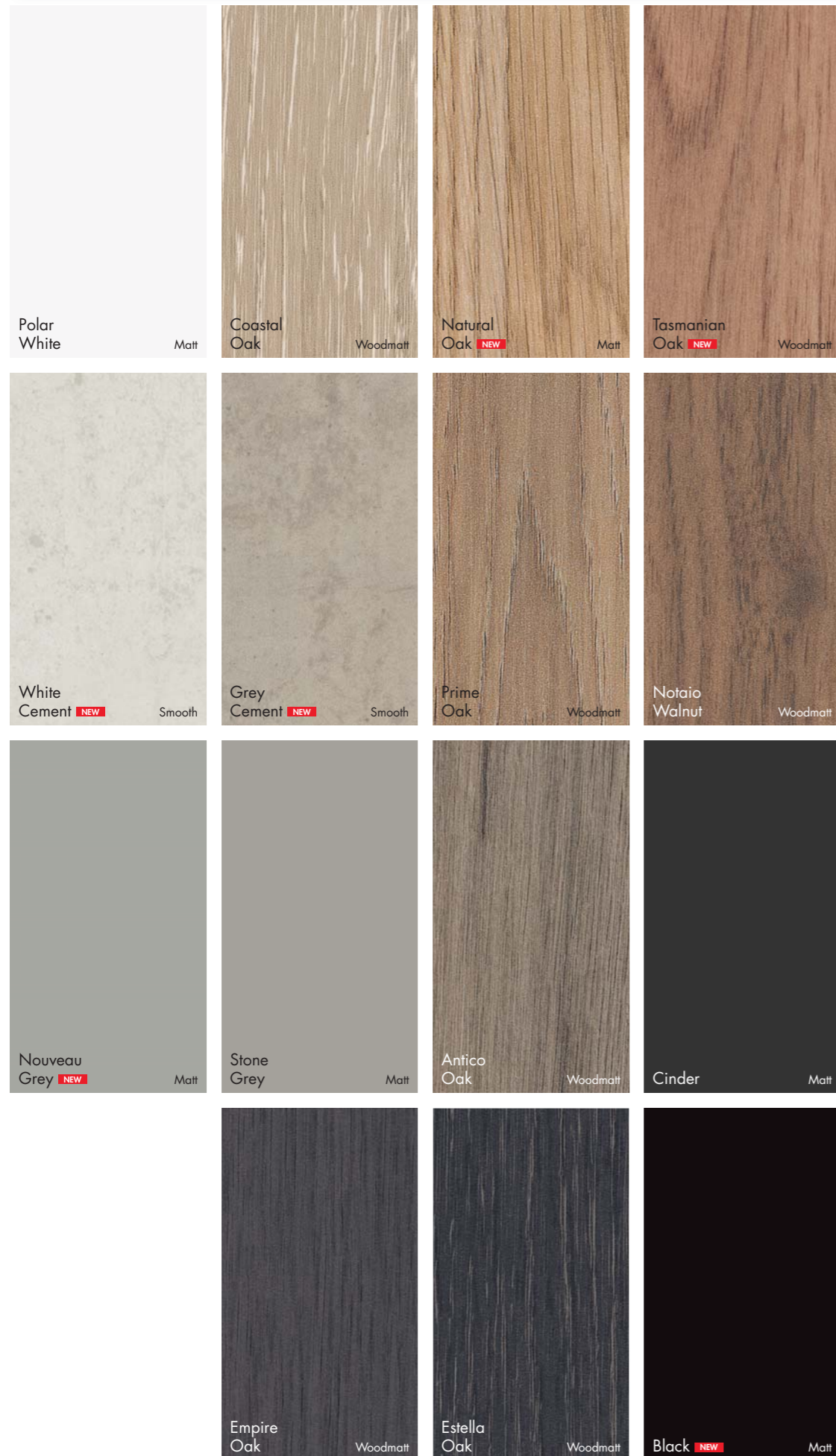


Doors in **ALFRESCO** 2mm/55mm Black Anodised frame with Cinder Matt inserts.  
Internal kitchen overhead cupboard doors and shelving in **MELAMINE** Notaio Walnut Woodmatt.  
Internal kitchen doors and panels in **VENETTE** Cinder.



# ALFRESCO door range

polytec swatches and samples represent a small area of the overall colour structure. To view the large colour sample, visit [www.polytec.com.au](http://www.polytec.com.au).



# ALFRESCO frames



2mm/55mm  
Brushed Grey frame

2mm/55mm  
Black Anodised frame



Doors in ALFRESCO 2mm/55mm Black Anodised frame with Stone Grey Matt inserts.

Dark coloured surfaces will show fingerprints and require more care and maintenance than lighter coloured surfaces. It is recommended to test a product sample prior to colour selection.

## ALUMINIUM frames



42mm Brushed  
Black Anodised frame

42mm Brushed  
Stainless frame

42mm Satin  
Aluminium frame



23mm Brushed  
Black Anodised frame

23mm Brushed  
Stainless frame



2mm/55mm  
Black Anodised frame\*

2mm/55mm Brushed  
Grey frame\*



1mm  
Black Anodised frame\*

1mm  
Polished Profile frame\*

\*Only available with Mirror, Starphire White, Starphire Black and Smokey Grey Mirror glass inserts.

Overhead doors in **ALUMINIUM** 2mm/55mm Black Anodised frame with Mirror glass inserts.

Benchtop and splashback in **LAMINATE** Tunisia Stone Matera.

Shelving in **MELAMINE** Black Matt.

Pantry doors in **MELAMINE** Notaio Walnut Woodmatt.

Bevel Edge doors and drawers in **VENETTE** Cinder with Bronze Leaf Matt rails.



## Glass inserts




Smokey Grey Mirror

Starphire Black




Mirror

Starphire White



Clear

Frosted



Fluted#

#Only available with 23mm and 42mm Aluminium Frames.



## ENVIRONMENT & SUSTAINABILITY

**polytec** is committed to an eco-friendly and sustainable environment. It is an intrinsic part of the way we do business daily. Our decisions are made so that they have minimum negative impact on the environment.

Our product is manufactured from managed and renewable plantation pine, and on request can be purchased as Responsible Wood Chain of Custody certified. All **polytec** board products are manufactured from E0 or E1 MDF.

We manage waste responsibly through numerous recycling programs including aluminium and metals, used oils and timber waste is recycled back into energy. We subscribe to local government environmental initiatives and voluntary audits as well as our own internal Energy and Carbon Management Policy (ECM), which aligns with the Australian Government's Energy Efficiency Opportunities (EEO) program.

**polytec** doors and benchtops are Australian Made & Owned.

## CARE & MAINTENANCE

**polytec** Aluminium framed doors are manufactured from the highest quality materials and designed to provide years of trouble free service. Whilst your doors are made from the highest quality anodised aluminium extrusion, care should be taken to wipe up spills immediately.

The surface of **polytec's** Compact laminate is made from a stain-resistant melamine based resin. The toughness and high impermeability of this surface means that **polytec's** Compact laminate should require no more than wiping with a soft cloth, dampened with plain water or a mild household detergent mix to remove all common household spills. **polytec** Alfresco doors should always be installed in an undercover application and should not be exposed to direct sunlight or consistent environmental forces that could affect the product.

**polytec** doors should be cleaned by wiping down with a damp soft cloth and warm soapy water. Followed by drying using a soft or microfibre cloth so as not to leave any residue on the door or panel. For more stubborn stains use a mild household cleaning spray. Always ensure you refer to the recommendations provided by the manufacturer of the cleaning product before use.

By following these simple steps you should retain a beautiful kitchen surface for many years.

Visit [www.polytec.com.au](http://www.polytec.com.au) for specific care and cleaning information. Darker colours will show superficial wear and tear more readily than lighter coloured surfaces and require more care and maintenance.

The colours and details shown in this brochure are to the highest standards in printing. However, they should only be used as an indication of actual product colour. To order your free colour sample visit [www.polytec.com.au](http://www.polytec.com.au).

**polytec** swatches and samples represent a small area of the overall colour structure, to view a large colour sample or a full sheet design, visit [www.polytec.com.au](http://www.polytec.com.au)

The use of our current samples gives the colour and finish that a customer would expect to receive. Samples are provided for colour and finish selection and **polytec** recommend testing a sample for fingerprint resistance and ease of cleaning. **polytec** does not guarantee exact colour matches across product ranges due to colour variation in each product group.

## COMPLEMENTARY RANGES

<b>EVOLUTION</b> range	<b>MELAMINE</b> doors & panels
<b>BENCHTOPS</b> range	<b>THERMOLAMINATED</b> doors & panels
<b>XENOLITH</b> premium coloured core	<b>WARDROBE</b> range
<b>STECCAWOOD</b> prefinished decorative battens	<b>35mm ARCHITECTURAL</b> doors

COVER IMAGE: Overhead doors in **ALUMINIUM** 23mm Brushed Black Anodised frame with Fluted glass inserts.

Benchtop and splashback in **LAMINATE** Tunisia Stone Matera.

Shelving and Bevel Edge drawers in **VENETTE** Black with Bronze Leaf Matt rails.

Pantry doors in **MELAMINE** Notaio Walnut Woodmatt.